
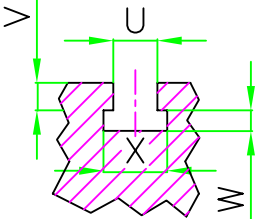




INVENTORY No. C4-1232	SIGN. & DATE	SUPERSEDES INVENTORY No.	SIGN. & DATE	JT-05 	TOOL STANDARD JIG AND TOOL ENGINEERING	TL. No. TL 10232																																																
						PAGE 1 OF 2																																																
<div> <div> COPYRIGHT AND CONFIDENTIAL THE INFORMATION ON THIS DOCUMENT IS THE PROPERTY OF BHARAT HEAVY ELECTRICALS LIMITED IT MUST NOT BE USED DIRECTLY OR INDIRECTLY IN ANY WAY DETRIMENTAL TO THE INTEREST OF COMPANY. </div> <div> SPECIFICATIONS FOR PRESS 500T (1-12) </div> </div>																																																						
<table border="1"> <thead> <tr> <th>SL.No.</th> <th>MAKE</th> <th>HMT INDIA</th> </tr> </thead> <tbody> <tr> <td></td> <td>LAY OUT No.</td> <td>1-12</td> </tr> <tr> <td>1</td> <td>CAPACITY TONS</td> <td>500 TON</td> </tr> <tr> <td>2</td> <td>STROKES/MINUTES</td> <td>20</td> </tr> <tr> <td>3</td> <td>DIE SPACE MAX. DIE SPACE MIN.</td> <td>559 MM 251 MM</td> </tr> <tr> <td>4</td> <td>SLIDE ADJUSTMENT</td> <td>305</td> </tr> <tr> <td>5</td> <td>BOLSTER THICKNESS</td> <td>203</td> </tr> <tr> <td>6</td> <td>BOLSTER DIMNS L TOR x F TOB</td> <td>2438X1524</td> </tr> <tr> <td>7</td> <td>SLIDE DIMNS L TOR x F TOB</td> <td>2438x1524</td> </tr> <tr> <td>8</td> <td>WIDTH OF OPENING IN BACK</td> <td>2514</td> </tr> <tr> <td>9</td> <td>LENGTH OF STROKE</td> <td>254</td> </tr> <tr> <td colspan="2">  CLAMPING SLOTS </td> <td></td> </tr> <tr> <td colspan="2">I BOLSTER U,V,W,X</td> <td>40,33,32,65</td> </tr> <tr> <td colspan="2">II SLIDE U,V,W,X</td> <td>-DO-</td> </tr> <tr> <td colspan="2">III DISTANCE BETWEEN 2 SLOTS BOLSTER , SLIDE</td> <td>300,300</td> </tr> </tbody> </table>										SL.No.	MAKE	HMT INDIA		LAY OUT No.	1-12	1	CAPACITY TONS	500 TON	2	STROKES/MINUTES	20	3	DIE SPACE MAX. DIE SPACE MIN.	559 MM 251 MM	4	SLIDE ADJUSTMENT	305	5	BOLSTER THICKNESS	203	6	BOLSTER DIMNS L TOR x F TOB	2438X1524	7	SLIDE DIMNS L TOR x F TOB	2438x1524	8	WIDTH OF OPENING IN BACK	2514	9	LENGTH OF STROKE	254	 CLAMPING SLOTS			I BOLSTER U,V,W,X		40,33,32,65	II SLIDE U,V,W,X		-DO-	III DISTANCE BETWEEN 2 SLOTS BOLSTER , SLIDE		300,300
SL.No.	MAKE	HMT INDIA																																																				
	LAY OUT No.	1-12																																																				
1	CAPACITY TONS	500 TON																																																				
2	STROKES/MINUTES	20																																																				
3	DIE SPACE MAX. DIE SPACE MIN.	559 MM 251 MM																																																				
4	SLIDE ADJUSTMENT	305																																																				
5	BOLSTER THICKNESS	203																																																				
6	BOLSTER DIMNS L TOR x F TOB	2438X1524																																																				
7	SLIDE DIMNS L TOR x F TOB	2438x1524																																																				
8	WIDTH OF OPENING IN BACK	2514																																																				
9	LENGTH OF STROKE	254																																																				
 CLAMPING SLOTS																																																						
I BOLSTER U,V,W,X		40,33,32,65																																																				
II SLIDE U,V,W,X		-DO-																																																				
III DISTANCE BETWEEN 2 SLOTS BOLSTER , SLIDE		300,300																																																				
						WORKED	RBS	Sd/-	7.04.10																																													
						CHECKED	SKB	Sd/-	7.04.10																																													
						APPROVED	SKB	Sd/-	7.04.10																																													